
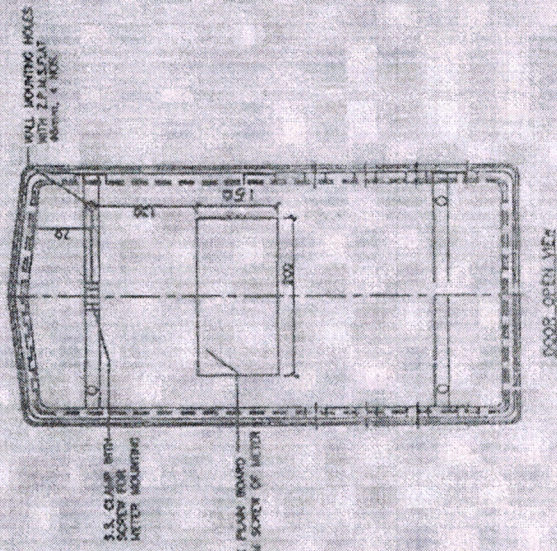
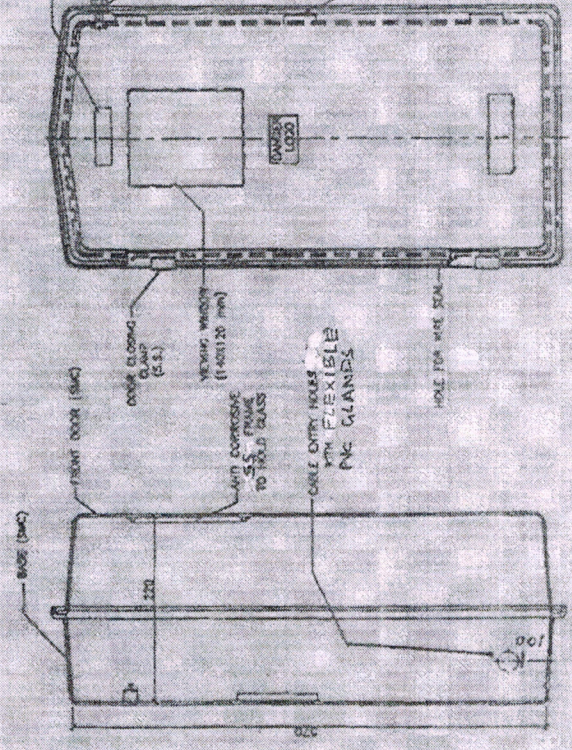
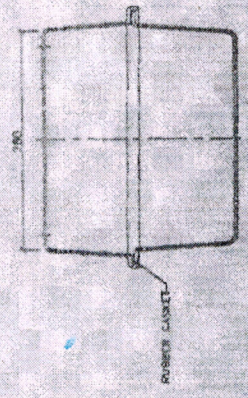


NOTES :-

- (1) MADE UP OF (THERMOSETTING PLASTIC) SHEET WORKING COMPARED BY THE PROCESS OF HOT PRESS COMPRESSION MOLDING CONFORMING TO IS : 11410
- (2) SMC BASE OR DOOR SHALL NOT SOFTEN OR BEND ON HEATING.
- (3) DOOR FITTED TO BASE BY CORKEILED HINGES.
- (4) TRANSPARENT COVER OF VIEWING WINDOW FITTED FROM IN SIDE.
- (5) DIMENSIONS :- H=370mm, W=280mm, D=215mm.
- (6) COLOUR :- OFF WHITE



CUSTOMER HINGE
 LOCKING BOLT
 M6 X 25MM
 CONCEALED HINGE (S.S.)

FRONT DOOR (SMC)
 DOOR CLOSING LATCH (S.S.)
 VIEWING WINDOW (1400X20 mm)
 ANTI CORROSION S.S. FRAME TO HOLD GLASS
 CABLE ENTRY HOLES WITH FLEXIBLE PVC GLANDS
 HOLE FOR WIRE RUN

BASE (SMC)
 215
 370

S.S. CLAMP WITH SCREW FOR LETTER MOUNTING
 LOCK THE PLASTIC BOARD FROM BOTTOM SIDE OF LETTER

WALL MOUNTING HOLES WITH Z.P.A.S.O.A.T. MOUNT, 4 INCH

REV. 1