

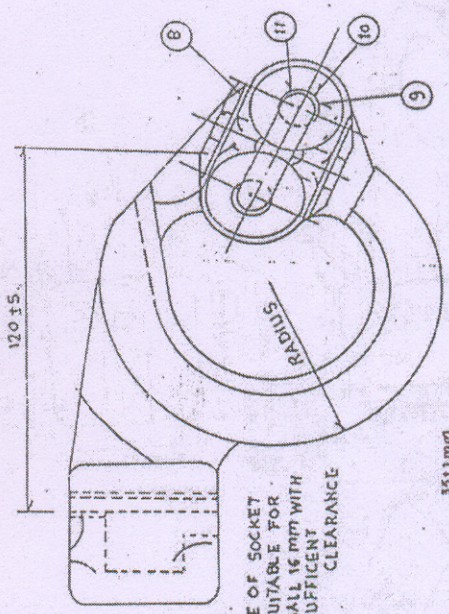
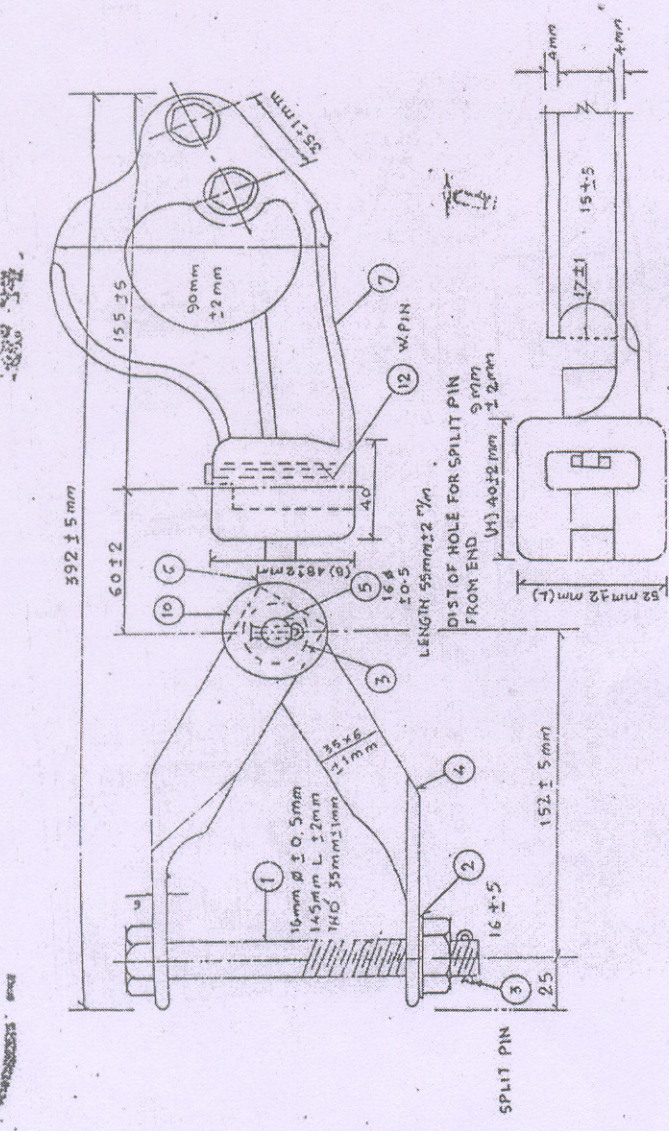
SR NO	DESCRIPTION	MATERIAL	QTY
1	16x145 BOLT HEX WITH NUT	MILD STEEL H.D.G.	1
2	WASHER PLAIN - 3mm - 16mm	" " H.D.G.	2
3	SPLIT PIN 4 mm $\phi$ & 58mm L THK	BRASS	2
4	STRAPS 35 x 6 mm	MILD STEEL H.D.G.	2
5	PIN (RIVET) 16x55mm WITH PLAIN WASHER 3mm L & 40 SPLIT PIN 4mm L & NO	MILD STEEL H.D.G.	1
6	BALL EYE 38 $\phi$ x 9mm I THK	FORGED STEEL	1
7	STRAIN CLAMP BODY	ALUMINIUM ALLOY	1
8	KEEPER PIECE	ALUMINIUM ALLOY	1
9	U BOLT 12x62mm WITH 12mm NUTS	MILD STEEL HDG	1
10	WASHER 20x6mm THICK	MILD STEEL HDG	2
11	WASHER SPRING 2.5 $\pm$ 0.15mm	MILD STEEL EG.	2
12	W. PIN - 7.9mm x 1.5 mm	PHOSPHOR BRONZE	1

H.D.G. HOT DIP GALVANISED.  
E.G. ELECTRO GALVANISED.

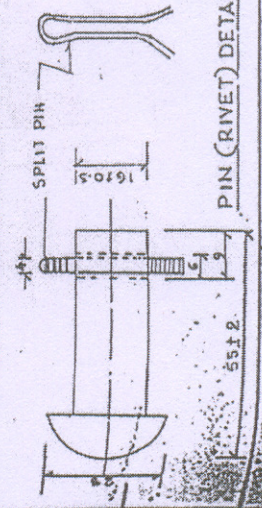
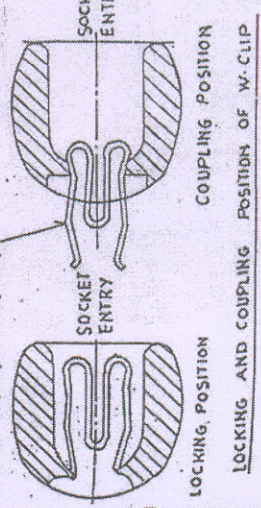
- 1 ALL DIMENSIONS OF BALL EYE SHALL BE AS PER REC SPECIF 3/1971 / REV. 1988 HOWEVER THK OF EYE NOT SPECIFIED IN REC SHALL BE 5mm I THK
- 2 RIB THICKNESS OF ALUMINIUM CLAMP SHOULD BE 4mm  $\pm$  0.5mm
- 3 DEPTH OF CONDUCTOR GROOVE IN ALUMINIUM CLAMP: 17mm I.T.M.M
- 4 SUITABLE FOR 2800 Kg. M.F.L.
- 5 BALL EYE SHOULD BE SUPPLIED ALONG WITH 18mm RIVET & SPLIT PIN & WASHER.

**UTTAR GUJARAT VIJ CO.LTD**  
Registered Office, Mehsana

SOCKET ENDED STRAIN CLAMP (SNAIL TYPE)  
SUITABLE FOR A.C.S.R. & A-A CONDUCTORS.  
RANGING FROM 15 MM TO 55 MM.



DIMENSIONS OF 'W' CLIP AS PER FIG. 5  
16-B. IS 2486 (PART III) 974



REV	REVISIONS	DATE	CIVIL	MECH.	APPROV.
R-11	REVISED AS PER O.N. (R.E. 366) DT. 27.5.00				
R-10	REVISED AS PER O.N. No. OMRI/1927. DT. 17.12.00				

DESIGN	DRAWN	C.D.	CHECKED	DATE	SCALE	DRG. NO.	REV.
				22-2-94		O & M X-198	11