

BEFORE THE GUJARAT ELECTRICITY REGULATORY COMMISSION  
GANDHINAGAR

Filing No:

Serial No. 22  
Book No. 2  
Page 30  
Date 28/1/2021

Case No. : 1911/2020


**IN THE MATTER OF** Filing of the Petition for True Up of FY 2019-20, under GERC (Multi Year Tariff) Regulations, 2016 along with other Guidelines and Directions` issued by the GERC from time to time AND under Part VII (Section 61 to Section 64) of the Electricity Act, 2003 read with the relevant Guidelines

AND

**IN THE MATTER OF** Uttar Gujarat Vij Company Limited  
Regd. & Corporate Office,  
Visnagar Road,  
Mehsana – 384 002.  
**PETITIONER**

AND

**IN THE MATTER OF** Gujarat Urja Vikas Nigam Limited,  
Sardar Patel Vidyut Bhavan,  
Race Course,  
Vadodara 390007  
**CO-PETITIONER**



**THE APPLICANT ABOVE NAMED RESPECTFULLY SUBMITS**

Uttar Gujarat Vij Company Limited (UGVCL) has filed above petition for True up for FY 2019-20 before the Hon'ble Commission.

In this regard, it is humbly submitted that along with Petition, inadvertently incorrect "Form 2- Power Purchase Expenses" has been enclosed as part of True-up Petition.

Therefore, by way of present affidavit, the Petitioner request Hon'ble Commission to allow to place on record, the correct Form 2 as part of Petition. The correct Form No. 2 is enclosed herewith as **Annexure-A**.

The Hon'ble Commission is also requested to allow the petitioner to upload correct Form-2 on the Website of the Petitioner. The Hon'ble Commission is also requested to upload the same on its Website as part of Petition.

**Prayer:**

UGVCL respectfully prays to the Hon'ble Commission to consider the above additional submission to the petition filed by UGVCL as an integral part of main petition.

Place: Mehsana

Date: 28<sup>th</sup> January, 2021

Signature of the Petitioner


(Mr. P.B. Pandya)

Chief Engineer (Op)

**BEFORE THE GUJARAT ELECTRICITY REGULATORY COMMISSION  
GANDHINAGAR**

**Filing No:**

**Case No. : 1911/2020**



**IN THE MATTER OF** Filing of the Petition for True Up of FY-2019-20, under GERC (Multi Year Tariff) Regulations, 2016 along with other Guidelines and Directions` issued by the GERC from time to time AND under Part VII (Section 61 to Section 64) of the Electricity Act, 2003 read with the relevant Guidelines

AND

**IN THE MATTER OF** **Uttar Gujarat Vij Company Limited**  
**Regd. & Corporate Office,**  
**Visnagar Road,**  
**Mehsana – 384 002.**  
**PETITIONER**

AND

**IN THE MATTER OF** **Gujarat Urja Vikas Nigam Limited,**  
**Sardar Patel Vidyut Bhavan,**  
**Race Course,**  
**Vadodara 390007**  
**CO-PETITIONER**




Affidavit verifying the Petition

Serial No. 22  
Book No. 2  
Page No. 30  
Date 28/1/2021

I, Mr. Pratulchandra Pandya, son of Baldevbhai Pandya, aged 56 Years, residing at Ahmedabad - 382424, do solemnly affirm and say as follows:

- I am the Chief Engineer (Op) of Uttar Gujarat Vij Company Limited (UGVCL), the Petitioner in the above matter and am duly authorized by the said Petitioner to make this affidavit.
- The Statements made in the Petition hereinabove, true to my knowledge and belief, which I believe them to be true.

Solemnly affirmed at Mehsana on this 28<sup>th</sup> day of January 2021, that the contents of the above affidavit are true to my knowledge, no part of it is false and nothing material has been concealed there from.



*(Signature)*  
(Mr. P.E. Pandya)  
Chief Engineer (Op)

Solemnly Affirmed & Signed Before Me

*(Signature)* 28/1/21  
S. D. BAROT  
NOTARY  
GOVT. OF (INDIA)

Place: Mehsana

Date: 28 January, 2021



## Form 2: Power Purchase Expenses

Source of Power (Station wise)	Installed Capacity (MW)	Utility share (%)	GUVNL share (MW)	Energy Received (MU)	Total Annual Fixed charges (Rs Crore)	Capacity Charges paid/ Utility (Rs Crore)	Variable Cost per unit (Rs/kWh)	Total Variable Charges (Rs Crore)	Any Other Charges (Please specify the type of charges)	Total Cost of Energy purchased (Rs Crore)
	a	b	c	d	e	f	g	h	i	j
<b>GSECL</b>										
GSECL Gandhinagar - 5			210	878	71.45		4.02	353		425
GSECL Wanakbori - 7			210	970	62.68		3.87	375		438
GSECL Utran Expan			375	722	239.83		3.49	252		491
GSECL Dhuvaran - 7			107	179	49.57		2.87	52		101
GSECL Dhuvaran - 8			112	87	29.37		3.04	27		56
GSECL Ukai			610	2,669	277.53		3.66	977		1,254
GSECL Ukai Expan			500	2,660	493.14		3.24	861		1,354
GSECL Gandhinagar 3-4			420	657	229.03		4.12	271		500
GSECL Wanakbori 1-6			1,260	3,598	559.73		3.92	1,411		1,971
GSECL Sikka Expansion			500	2,451	602.27		3.53	865		1,468
GSECL Kutch Lignite			215	480	79.49		2.70	130		209
GSECL Kutch Lignite Exp unit 4			75	261	56.79		2.52	66		122
GSECL Ukai Hydro			305	765	41.45		-	-		41
GSECL Kadana Hydro			242	445	68.62		-	-		69
GSECL Dhuvaran CCPP III			376	538	118.27		3.41	184		302
GSECL BLTPS			500	486	110.43		2.89	141		251

Source of Power (Station wise)	Installed Capacity (MW)	Utility share (%)	GUVNL share (MW)	Energy Received (MU)	Total Annual Fixed charges (Rs Crore)	Capacity Charges payable by Utility (Rs Crore)	Variable Cost per unit (Rs/kWh)	Total Variable Charges (Rs Crore)	Any Other Charges (Please specify the type of charges)	Total Cost of Energy purchased (Rs Crore)
	a	b	c	d	e	f	g	h	i	j
GSECL Wanakbori - 8			800	506	141.86		3.31	167		309
<b>Sub Total</b>			<b>6,817</b>	<b>18,355</b>	<b>3,232</b>		<b>3.34</b>	<b>6,130</b>		<b>9,362</b>
<b>IPP's</b>										
Gujarat State Energy Generation			156	42	30.89		4.03	17		48
Gujarat State Energy Generation Expansion			351	562	169.31		3.68	206		376
Gujarat Industries Power Co Ltd (165 MW)			-	13	-		4.10	5		5
Gujarat Industries Power Co Ltd (SLPP)			250	1,423	133.58		1.44	205		339
Gujarat Mineral Development Corp.			250	547	61.92		1.32	72		134
Gujarat Industries Power Co Ltd (145 MW)			42	123	5.54		2.99	37		42
Gujarat Industries Power Co Ltd (SLPP - Exp)			250	1,530	260.68		1.41	216		477
GPPC Pipavav			702	522	308.96		3.57	187		496
<b>Sub Total</b>			<b>2,001</b>	<b>4,761</b>	<b>971</b>		<b>1.99</b>	<b>946</b>		<b>1,916</b>
<b>Central Sector</b>										
NPC-Tarapur (1 & 2)			160	1,014	-		5.09	516		516
NPC-Tarapur (3 & 4)			274	1,921	-		4.51	867		867
NPC-Kakrapar			125	869	-		1.48	128		128
NTPC-Vindhyachal - I			230	1,514	134.41		1.88	285		419
NTPC-Vindhyachal - II			239	1,553	115.39		1.79	277		393
NTPC-Vindhyachal - III			266	1,905	194.01		1.77	338		532

Source of Power (Station wise)	Installed Capacity (MW)	Utility share (%)	GUVNL share (MW)	Energy Received (MU)	Total Annual Fixed charges (Rs Crore)	Capacity Charges paid/ payable by Utility (Rs Crore)	Variable Cost per unit (Rs/kWh)	Total Variable Charges (Rs Crore)	Any Other Charges (Please specify the type of charges)	Total Cost of Energy purchased (Rs Crore)
	a	b	c	d	e	f	g	h	i	j
NTPC-Korba			360	2,566	174.25		1.46	375		550
NTPC-Korba -II			96	686	94.36		1.42	97		191
NTPC-Kawas			187	489	115.29		3.04	149		264
NTPC-Jhanor			237	186	181.02		3.55	66		247
NTPC-Sipat-I			540	3,788	492.28		1.52	578		1,070
NTPC-Sipat - II			273	1,976	239.39		1.57	310		550
NTPC-Kahlaogaon			141	806	106.46		2.08	167		274
NTPC-Vindhyachal - IV			240	1,763	265.43		1.74	307		573
NTPC-Mauda			240	1,499	316.87		3.28	492		808
NTPC-Vindhyachal - V			94	720	111.77		1.80	130		242
NTPC-Mauda II			294	1,486	307.84		3.22	479		787
NTP C- Others			-	-	20.41		-	-		20
NTPC- Gadarwara			152	216	154.16		2.58	56		210
NTPC- LARA			78	240	55.05		2.55	61		116
NTPC-Khargone			246	101	29.86		2.97	30		60
Sardar Sarovar Nigam Ltd			216	639			2.05	131		131
<b>Sub Total</b>			<b>4,688</b>	<b>25,937</b>	<b>3,108</b>		<b>2.25</b>	<b>5,840</b>		<b>8,948</b>
<b>Others</b>										
Captive Power			8	6	-		2.15	1.27		1.27
Renewable										-

Source of Power (Station wise)	Installed Capacity (MW)	Utility share (%)	GUVNL share (MW)	Energy Received (MU)	Total Annual Fixed charges (Rs Crore)	Capacity Charges paid/ payable by Utility (Rs Crore)	Variable Cost per unit (Rs/kWh)	Total Variable Charges (Rs Crore)	Any Other Charges (Please specify the type of charges)	Total Cost of Energy purchased (Rs Crore)
	a	b	c	d	e	f	g	h	i	j
Wind Farms			4,170	8,218	-		3.85	3,165.02		3,165.02
Solar			1,682	2,702	-		7.82	2,112.44		2,112.44
Small/Mini Hydal			21	87	-		4.65	40.49		40.49
Biomass			30	165	-		5.86	96.91		96.91
<b>Competitive Bidding</b>										
Essar Power Gujarat Ltd			1,000	4,326	492.52		2.21	956		1,448.41
Adani Power Ltd - (Unit 1 - 4)			1,200	8,369	809.84		2.92	2,446		3,255.72
Adani Power Ltd - (Unit 5 - 6)*			1,200	2,683	133.04		3.12	837		969.87
ACB India Ltd.			200	1,270	178.90		0.67	85		263.46
Coastal Gujarat Power Co Ltd			1,805	11,705	1,144.04		1.92	2,246		3,390.38
Power Exchange				1,744	-		3.53	616		616.01
Short term bilateral (GMR)				3,353	-		3.17	1,062		1,062.12
<b>Sub Total</b>			<b>11,316</b>	<b>44,628</b>	<b>2,758</b>			<b>13,664</b>		<b>16,422</b>
<b>PGCIL abd POSCO</b>					<b>2,443</b>					<b>2,443</b>
<b>GETCO</b>					<b>3,187</b>					<b>3,187</b>
<b>Power Purchase Cost – Other</b>					<b>3,644</b>					<b>3,644</b>
<b>TOTAL</b>			<b>24,821</b>	<b>93,682</b>	<b>19,343</b>			<b>26,580</b>		<b>45,922</b>